

JQuery and the Missing Mobile Link

The Railo logo is written in a white, cursive, handwritten-style font. The letters are connected and flow together, with a prominent loop at the top of the 'R'.

Mark Drew
Railo Consulting
Munich CFCamp 2011



Friday, 28 October 11

Railo Consulting UK's CEO

Web Development Consultancy based in London, Zurich, New York and San Francisco

Excel at CFML application development, training, performance tuning

ColdFusion & CFML Developer since '97 and Web developer since '94

Involved in various CFML Frameworks, ORMs and IDE's

CFEclipse's (CFML IDE) Lead Developer

Reactor ORM Project Manager

ColdSpring (Dependency Injection) Contributor Contributor

Model Glue and ColdBox (MVC) Contributor

ColdBox Contributor

Agenda



PhoneGap

Looking at JQuery Mobile
Then Looking into PhoneGap and how they can go together.

JQUERY MOBILE
 A “touch optimised” HTML5
 Framework for building
 mobile websites and apps.



Mark Drew – Railo Technologies

Friday, 28 October 11

Looking at JQuery Mobile
 Then Looking into PhoneGap and how they can go together.

- Big enough to touch!
- No Typing
- No Mouse Over, Mouse Move
- Optimised Form Controls



Mark Drew – Railo Technologies

Friday, 28 October 11

UI Controls need to be big enough to touch.

Minimize the need for typing

No mouseover, mousemove events, instead you have events like swipe, swipeleft, swiperight, orientationchange, tap, taphold, etc.

Optimised Form Controls

(No the mouse isn't touching himself!!)

Mobile OS Support





Mobile OS Support

Platform	Version	Native	Opera Mobile			Opera Mini		Fennec		Ozone	Netfront	Phonegap	
			8.5	8.65	9.5	10.0	4.0	5.0	1.0	1.1	0.9	4.0	0.9
iOS	v2.2.1	B										A	
	v3.1.3, v3.2	A						A				A	
	v4.0	A						A				A	
Symbian S60	v3.1, v3.2	C	C	C		B	C	B			C	C	
	v5.0	A	C	C		A	C	A					A
Symbian UIQ	v3.0, v3.1			C								C	
	v3.2				C							C	
Symbian Platform	3.0	A											
BlackBerry OS	v4.5	C						C	C				
	v4.6, v4.7	C						C	B				C
	v5.0	B						C	A				A
	v6.0	A							A				A
Android	v1.5, v1.6	A											A
	v2.1	A											A
	v2.2	A				A		C		A			A
Windows Mobile	v6.1	C	C	C	C	B	C	B				C	
	v6.5.1	C	C	C	A	A	C	A					
	v7.0	A				A	C	A					
webOS	1.4.1	A											A
bada	1.0	A											
Maemo	5.0	B				B			C	B			
MeeGo	1.1	A				A				A			

Mark Drew – Railo Technologies

Rails But I don't know JQuery!



Mark Drew – Railo Technologies

Friday, 28 October 11

You don't even need to know JavaScript to build a simple jQuery Mobile Web Site or App.

- If you know jQuery you will feel right at home, when it comes time to add dynamic interactions.
- But don't worry if you don't know any jQuery!

Rails But I DO know JQuery!



Mark Drew – Railo Technologies

Friday, 28 October 11

Not really like JQuery in it's syntax, more like HTML than anything else. (more on that later)
But has a lot of config stuff that you can access in the standard JQuery way.

What does it give you?



Mark Drew – Railo Technologies

Friday, 28 October 11

- Pages & Dialogs
- Toolbars (Header & Footer bars)
- Buttons (Including a set of stock icons)
- Form Controls (Slider's, Toggles, enhanced radio, checkbox, etc)
- List View Control

Rails But what about the code?

```
simple.html
1 <!DOCTYPE html>
2 <html>
3   <head>
4     <title>jQueryMobile Demo</title>
5     <script type="text/javascript" src="jquery-1.6.2.min.js"></script>
6     <script type="text/javascript" src="jquery.mobile-1.0a4.1.min.js"></script>
7     <link rel="stylesheet" href="jquery.mobile-1.0a4.1.min.css" />
8   </head>
9   <body>
10  </body>
11 </html>
```

Line: 4 Column: 37 HTML Tab Size: 4

Rails But what about the code?

```
simple.html
1 <!DOCTYPE html>
2 <html>
3   <head>
4     <title>jQueryMobile Demo</title>
5     <script type="text/javascript" src="jquery-1.6.2.min.js"></script>
6     <script type="text/javascript" src="jquery.mobile-1.0a4.1.min.js"></script>
7     <link rel="stylesheet" href="jquery.mobile-1.0a4.1.min.css" />
8   </head>
9   <body>
10  </body>
11 </html>
```

Line: 4 Column: 37 HTML Tab Size: 4

Rails But what about the code?

```
simple.html
1 <!DOCTYPE html>
2 <html>
3   <head>
4     <title>jQueryMobile Demo</title>
5     <script type="text/javascript" src="jquery-1.6.2.min.js"></script>
6     <script type="text/javascript" src="jquery.mobile-1.0a4.1.min.js"></script>
7     <link rel="stylesheet" href="jquery.mobile-1.0a4.1.min.css" />
8   </head>
9   <body>
10  </body>
11 </html>
```

Line: 4 Column: 37 HTML Tab Size: 4

Mark Drew – Railo Technologies

Friday, 28 October 11

2) jQuery Core JS

Rails But what about the code?

```
simple.html
1 <!DOCTYPE html>
2 <html>
3   <head>
4     <title>jQueryMobile Demo</title>
5     <script type="text/javascript" src="jquery-1.6.2.min.js"></script>
6     <script type="text/javascript" src="jquery.mobile-1.0a4.1.min.js"></script>
7     <link rel="stylesheet" href="jquery.mobile-1.0a4.1.min.css" />
8   </head>
9   <body>
10  </body>
11 </html>
```

Line: 4 Column: 37 HTML Tab Size: 4

Rails But what about the code?

```
simple.html
1 <!DOCTYPE html>
2 <html>
3   <head>
4     <title>jQueryMobile Demo</title>
5     <script type="text/javascript" src="jquery-1.6.2.min.js"></script>
6     <script type="text/javascript" src="jquery.mobile-1.0a4.1.min.js"></script>
7     <link rel="stylesheet" href="jquery.mobile-1.0a4.1.min.css" />
8   </head>
9   <body>
10  </body>
11 </html>
```

Line: 4 Column: 37 HTML Tab Size: 4

Mark Drew – Railo Technologies

Friday, 28 October 11

4) jQuery Mobile CSS

Rails But what about the code?



Mark Drew – Railo Technologies

Friday, 28 October 11

Nothing there yet, we have to add some Data-Roles

- Added by HTML5
- Starts with “data-”
- Custom attributes.

```

1 <div id="category_1"></div>
2
3 <div data-id="category_1"></div>

```

Line: 3 Column: 33 HTML Tab Size: 4 ID: category_1

HTML



More here: <http://ejohn.org/blog/html-5-data-attributes/>

Mark Drew – Railo Technologies

Friday, 28 October 11

HTML5 added a feature called custom data attributes.

Any tag attribute that begins with data- may be used as a custom data storage associated with the element.

So instead of doing `<div id="cat#cat.id#"></div>` you can do `<div data-id="#cat.id#">...</div>` and it will still pass as valid HTML5.

More at John Resig's blog: <http://ejohn.org/blog/html-5-data-attributes/>

Railo JQueryMobile & Data-Role

- HTML Attribute: **data-role**

- `data-role="page"`
- `data-role="header"`
- `data-role="footer"`
- `data-role="navbar"`
- `data-role="button"`
- `data-role="listview"`
- `data-role="controlgroup"`
- `data-role="fieldcontain"`



Mark Drew – Railo Technologies

Friday, 28 October 11

jQuery Mobile uses an HTML attribute called: `data-role` to associate an element with a widget.

For example:

`data-role="page"` `data-role="header"` `data-role="footer"` `data-role="navbar"` `data-role="button"` `data-role="listview"` `data-role="controlgroup"` `data-role="fieldcontain"`

```

<div data-role="page" id="home">
  <div data-role="header">
    <h1>Home</h1>
    <a href="#settings" data-role="button">Settings</a></div>
  <div data-role="content">
    This is the homepage
  </div>
</div>
<div data-role="page" id="settings" data-theme="b">
  <div data-role="header">
    <h1>Settings</h1>
  </div>
  <div data-role="content">
    Lorem Ipsum...
  </div>
</div>

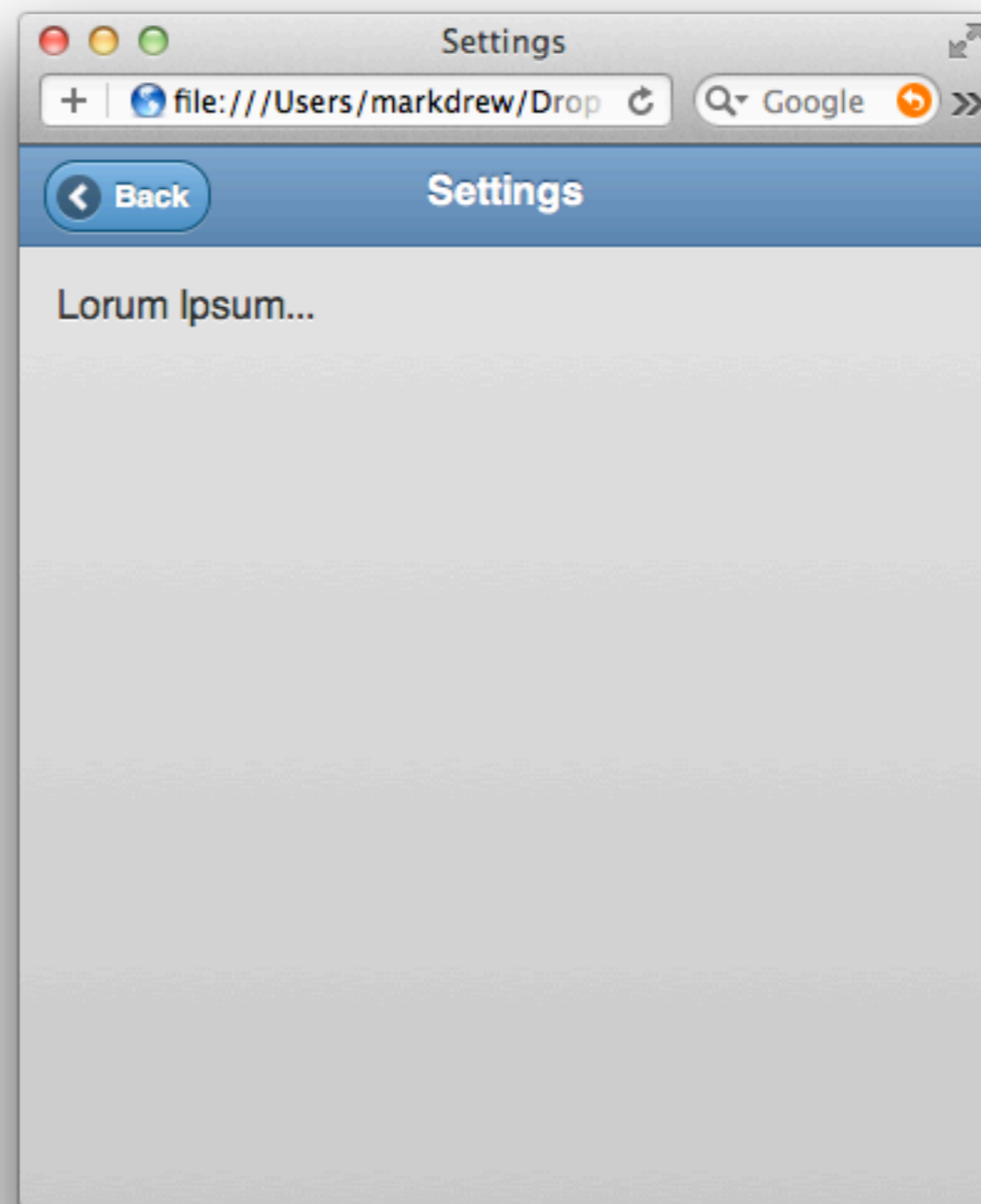
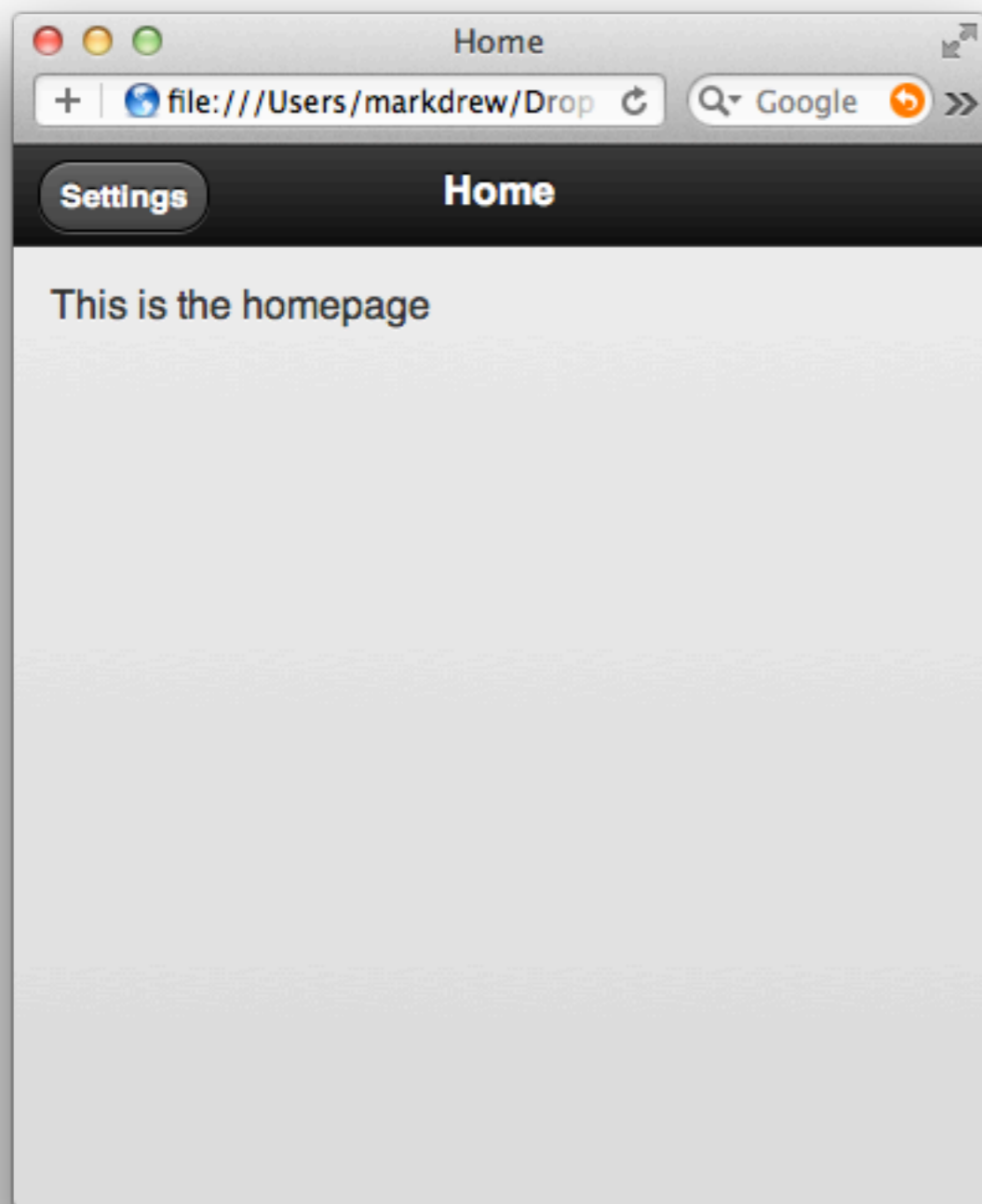
```

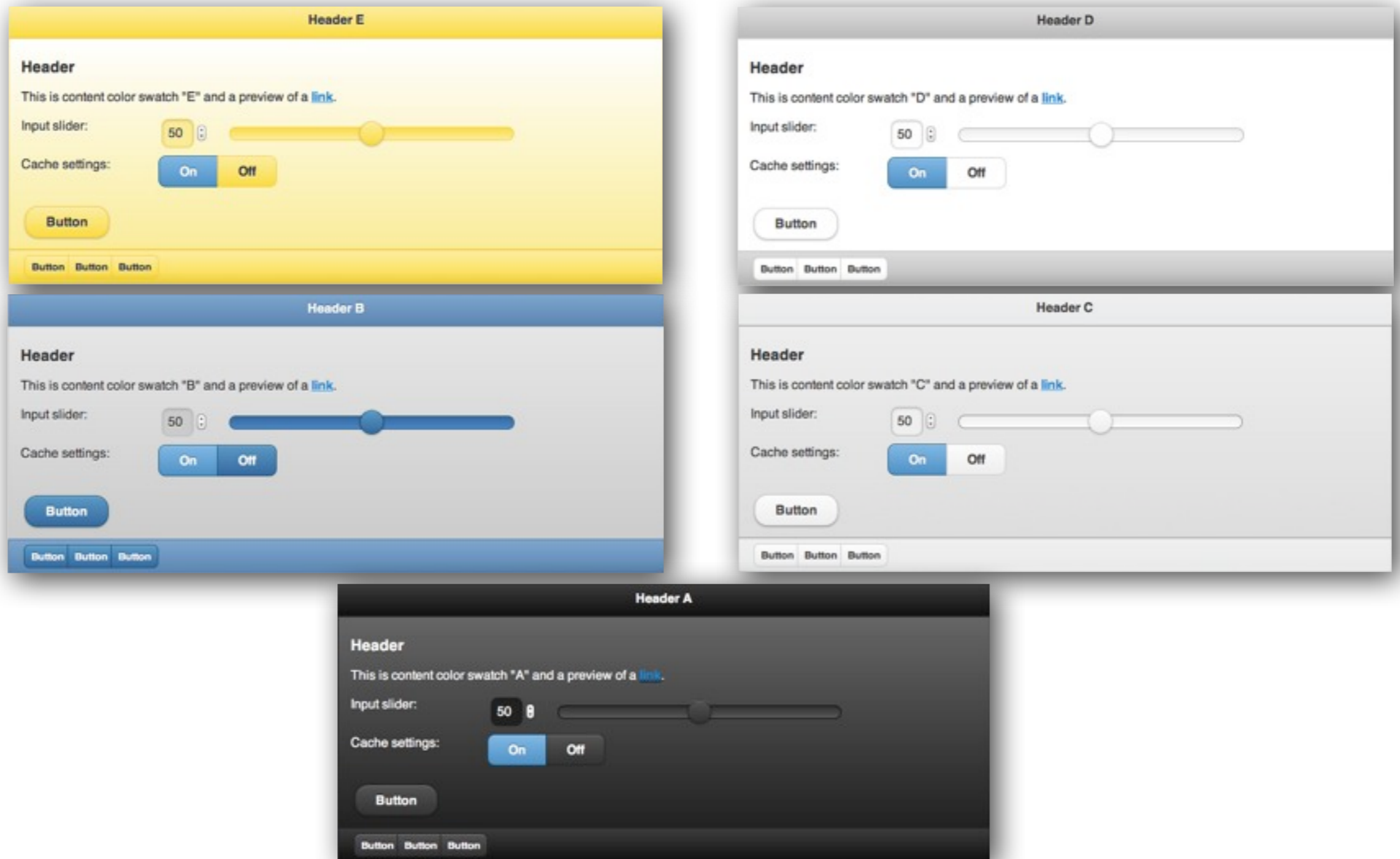
```

</div>
</div>
  Lorem Ipsum...
<div data-role="content">

```

Pages






Mark Drew – Railo Technologies

Friday, 28 October 11

- jQuery Mobile comes with several color schemes which can be controlled using the data-theme attribute.
- You can specify a data-theme on a page, buttons, toolbar's, etc. • Try specifying data-theme=a,b,c,d,e

Buttons



Mark Drew – Railo Technologies

Friday, 28 October 11

You can create a button by adding data-role="button" to a button tag, an a tag, or input type=submit|button|reset|image

Add an icon to the button using data-icon="icon-name"

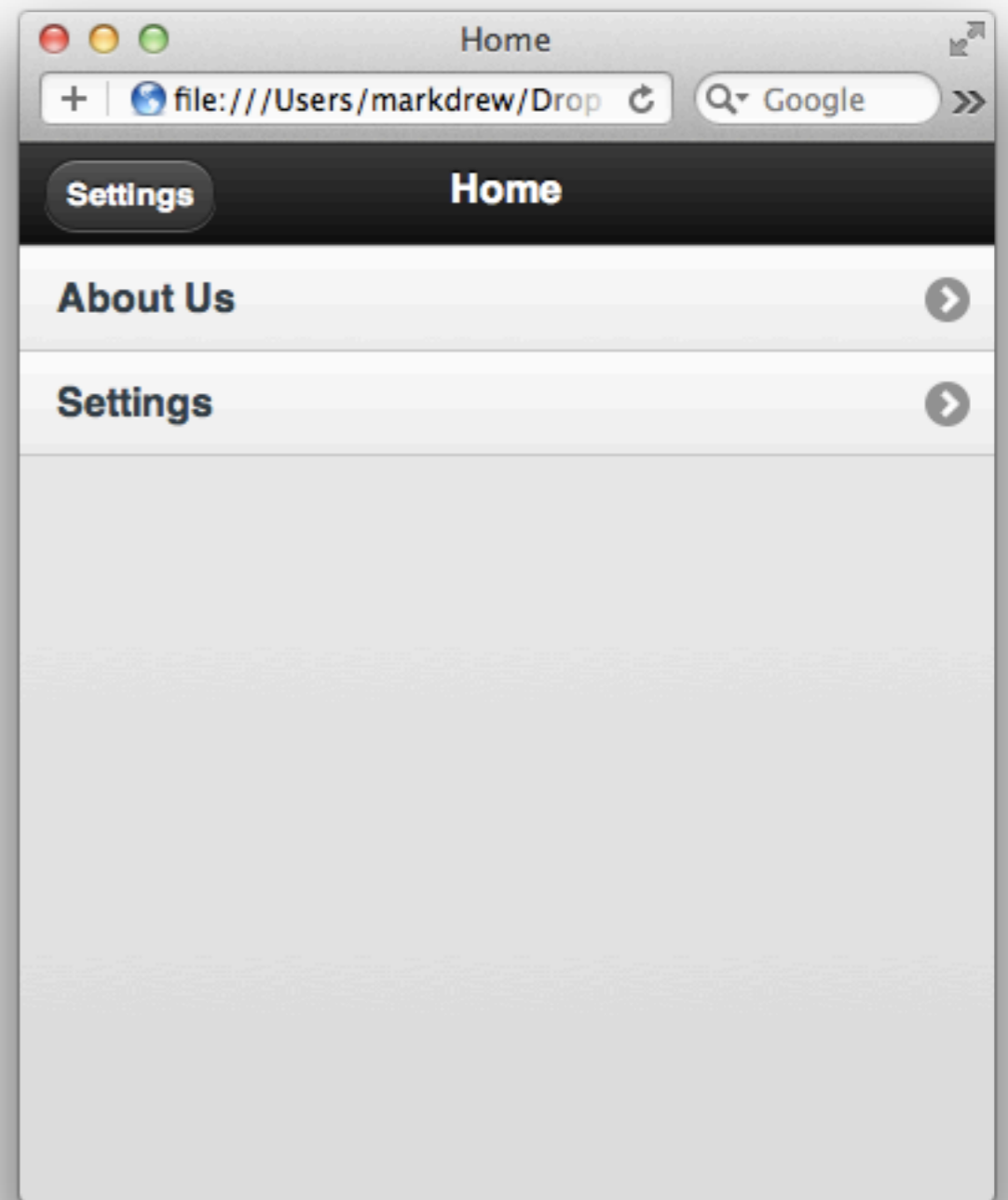
By default the icon goes on the left, you can put it on the right, top or bottom by specifying data-iconpos or to just use the icon use data-iconpos="notext"

Comes with several icons

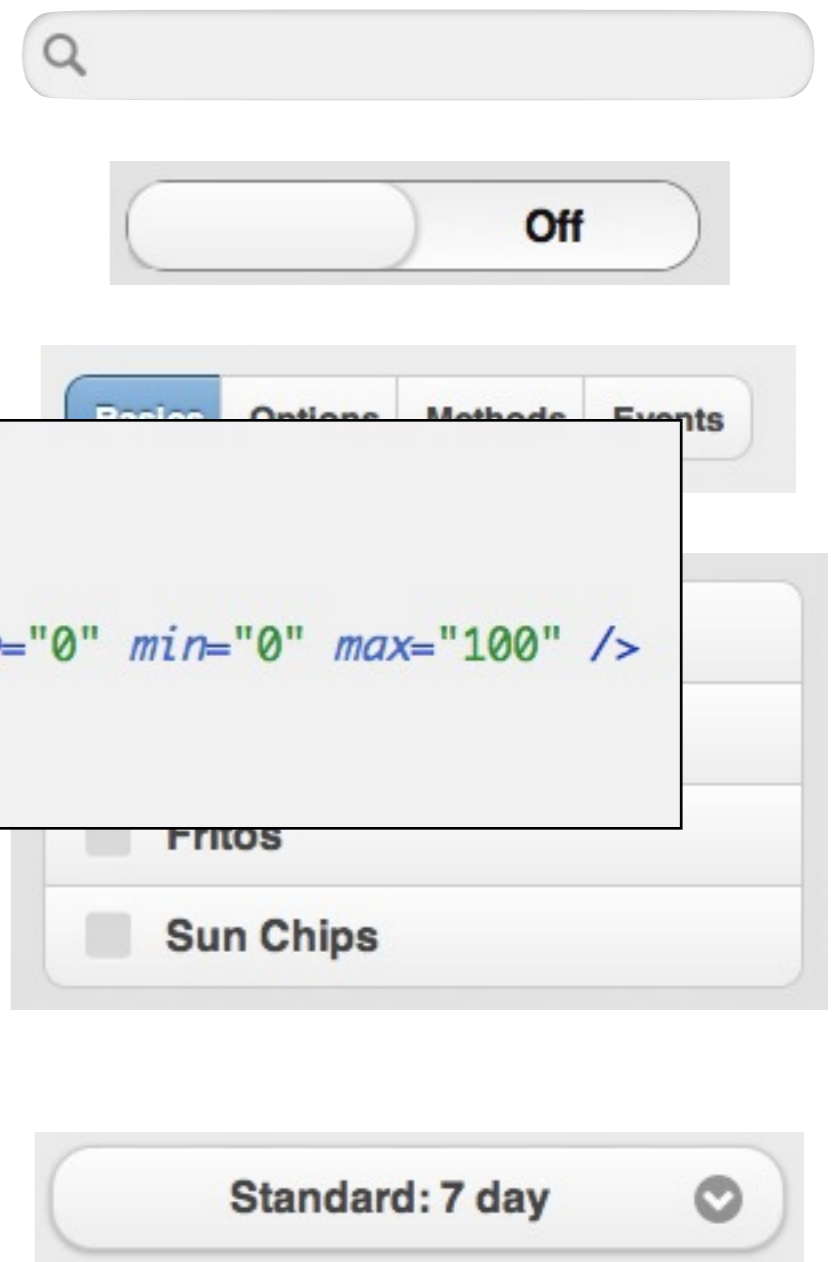
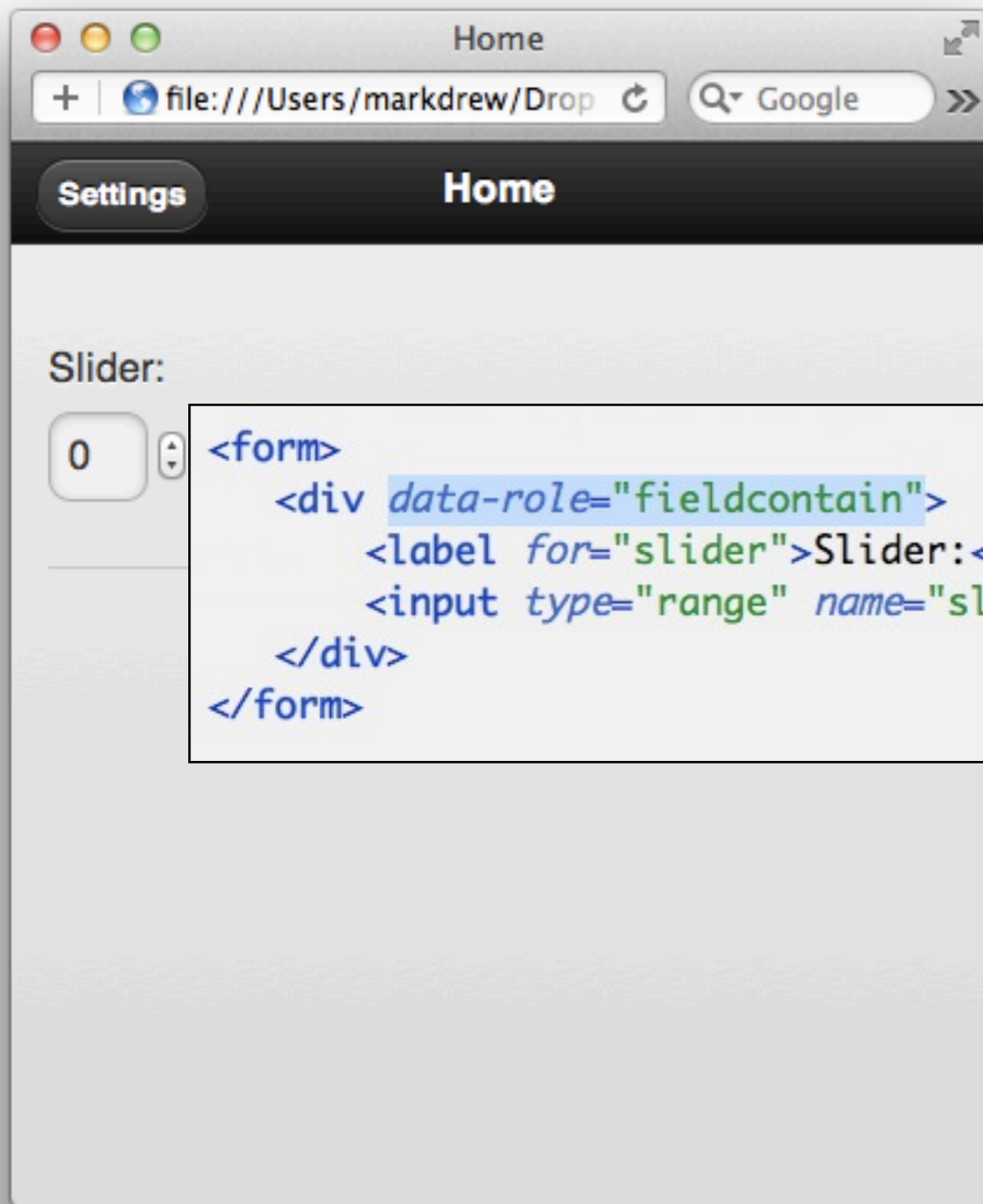
- You can use your own custom icons easily.

List View

```
<ul data-role="listview" data-theme="c">
  <li><a href="#about">About Us</a></li>
  <li><a href="#settings">Settings</a></li>
</ul>
```



More Advanced List View options available
Such as inline lists, lists with images etc.
see docs.



JQuery makes mobile optimised form controls, such as Numbers Email etc.

Other Items include sliders, range dialogs

Search inputs, select, checkboxes

Form Element's should be wrapped in a div with a data- role="fieldcontain" attribute.

JQuery Mobile Server Side example



Mark Drew – Railo Technologies

Friday, 28 October 11

The bit where things go wrong!



<http://jquerymobile.com/>

Mark Drew – Railo Technologies

Friday, 28 October 11

Better support for toolbar fixed (in IOS5 coming this Autumn!)
pushState: Now, clean URLs with Ajax-based navigation
New beforechange event: Simple hook for building dynamic pages with JavaScript

We've just scratched the surface of what you can do with jQuery Mobile.

• Checkout: <http://jquerymobile.com/>

Agenda



PhoneGap

Mark Drew – Railo Technologies

Friday, 28 October 11

Back to our agenda
Let's take a quick look at PhoneGap



Phone**Gap**

A Set of templates for building native iOS, Android, Blackberry, Symbian, and WebOS using HTML, CSS, and JavaScript

A Set of templates for building native iOS, Android, Blackberry, Symbian, and WebOS Applications using HTML, CSS, and JavaScript.

Mainly a set of plugins to the respective SDK, such as XCode

Phonegap.js



<http://docs.phonegap.com>

Mark Drew – Railo Technologies

Friday, 28 October 11

- phonegap.js contains a device neutral javascript API for accessing native device API's such as:
- Camera
- Accelerometer
- GPS
- Compass
- Address Book / Contacts
- Media (Audio / Video)
- Events and notifications
- And More see docs.phonegap.com for a full reference.

Platforms

	 <small>iPhone / iPhone 3G</small>	 <small>iPhone 3GS and newer</small>	 <small>Android</small>	 <small>OS 4.6-4.7</small>	 <small>OS 5.x</small>	 <small>OS 6.0+</small>	 <small>WebOS</small>	 <small>Symbian</small>	 <small>Bada</small>
ACCELEROMETER	✓	✓	✓	✗	✓	✓	✓	✓	✓
CAMERA	✓	✓	✓	✗	✓	✓	✓	✓	✓
COMPASS	✗	✓	✓	✗	✗	✗	✗	✗	✓
CONTACTS	✓	✓	✓	✗	✓	✓	✗	✓	✓
FILE	✓	✓	✓	✗	✓	✓	✗	✗	✗
GEOLOCATION	✓	✓	✓	✓	✓	✓	✓	✓	✓
MEDIA	✓	✓	✓	✗	✗	✗	✗	✗	✗
NETWORK	✓	✓	✓	✓	✓	✓	✓	✓	✓
NOTIFICATION (ALERT)	✓	✓	✓	✓	✓	✓	✓	✓	✓
NOTIFICATION (SOUND)	✓	✓	✓	✓	✓	✓	✓	✓	✓
NOTIFICATION (VIBRATION)	✓	✓	✓	✓	✓	✓	✓	✓	✓
STORAGE	✓	✓	✓	✗	⚠	✓	✓	✓	✗

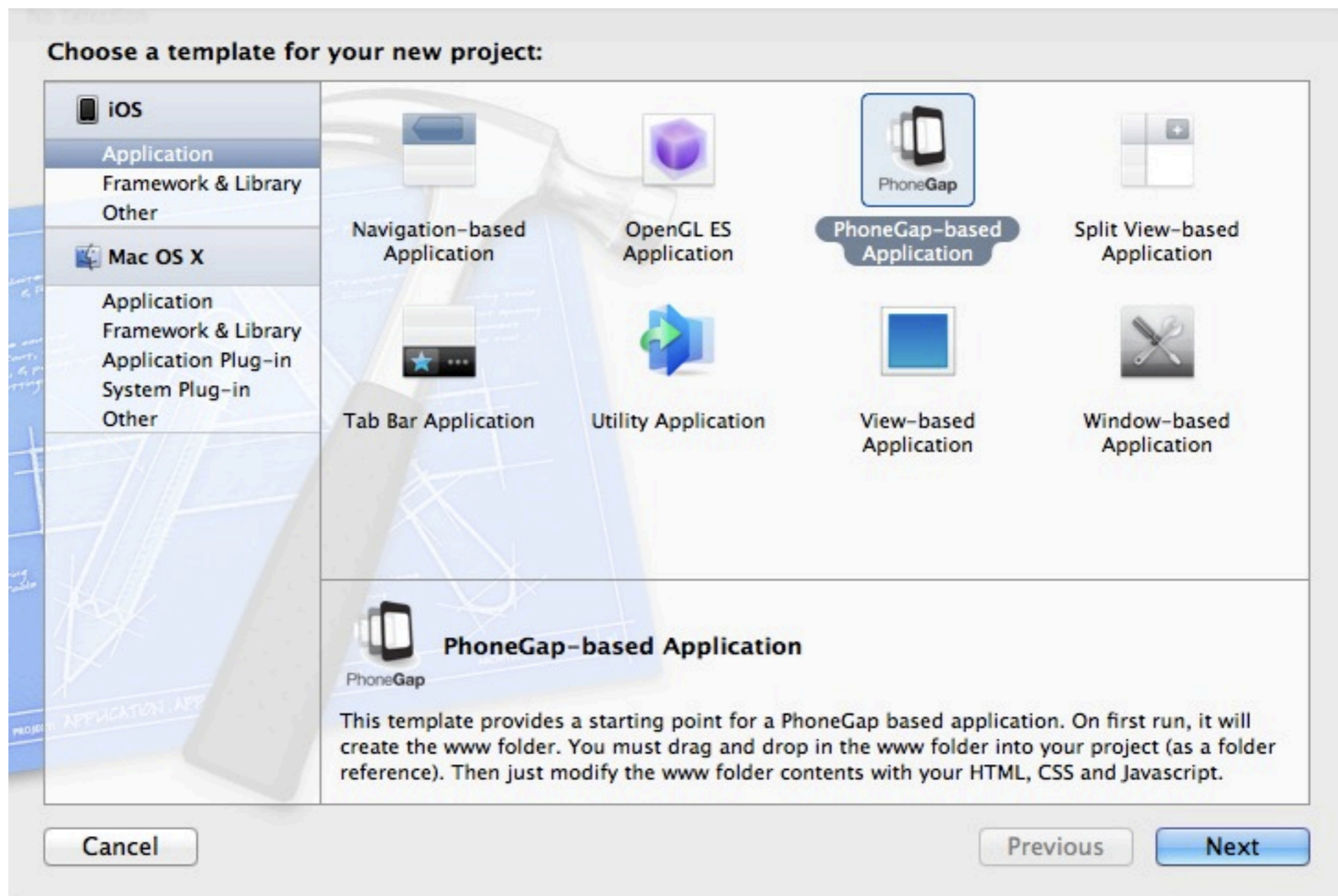
Mark Drew – Railo Technologies

Friday, 28 October 11

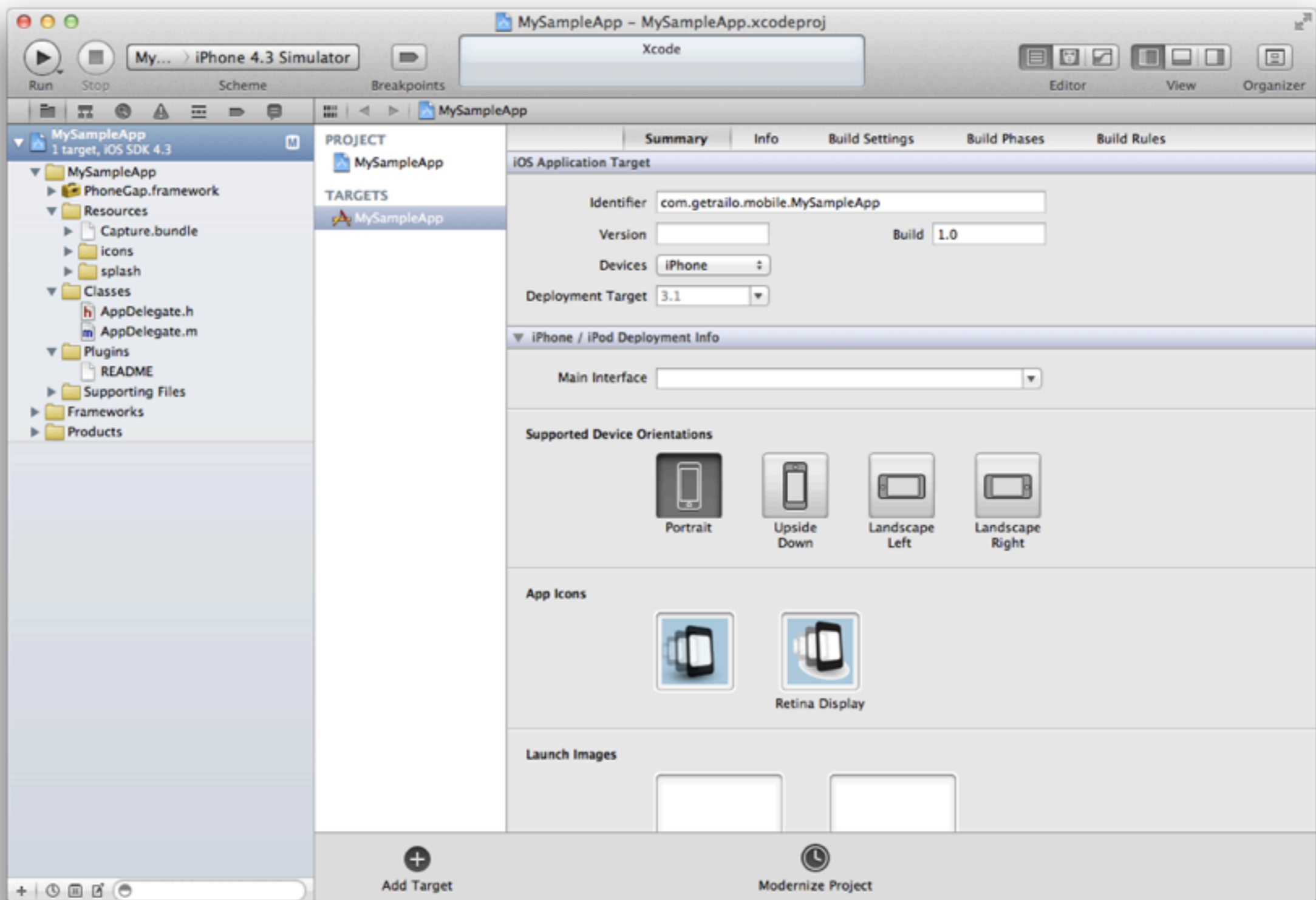
- iOS
- Android
- Blackberry
- HP WebOS
- Symbian
- Bada

- Buy XCode on the Apple App Store
- Download PhoneGap (from <http://phonegap.com>)
- Run the /iOS/PhoneGap-10.0.0.dmg image
- Run the PhoneGap-10.0.0.pkg file
- Launch Xcode, create a new project, and select the PhoneGap Template
- Click Build & Run to launch the iOS Simulator.

Creating an iOS App



Creating an iOS App



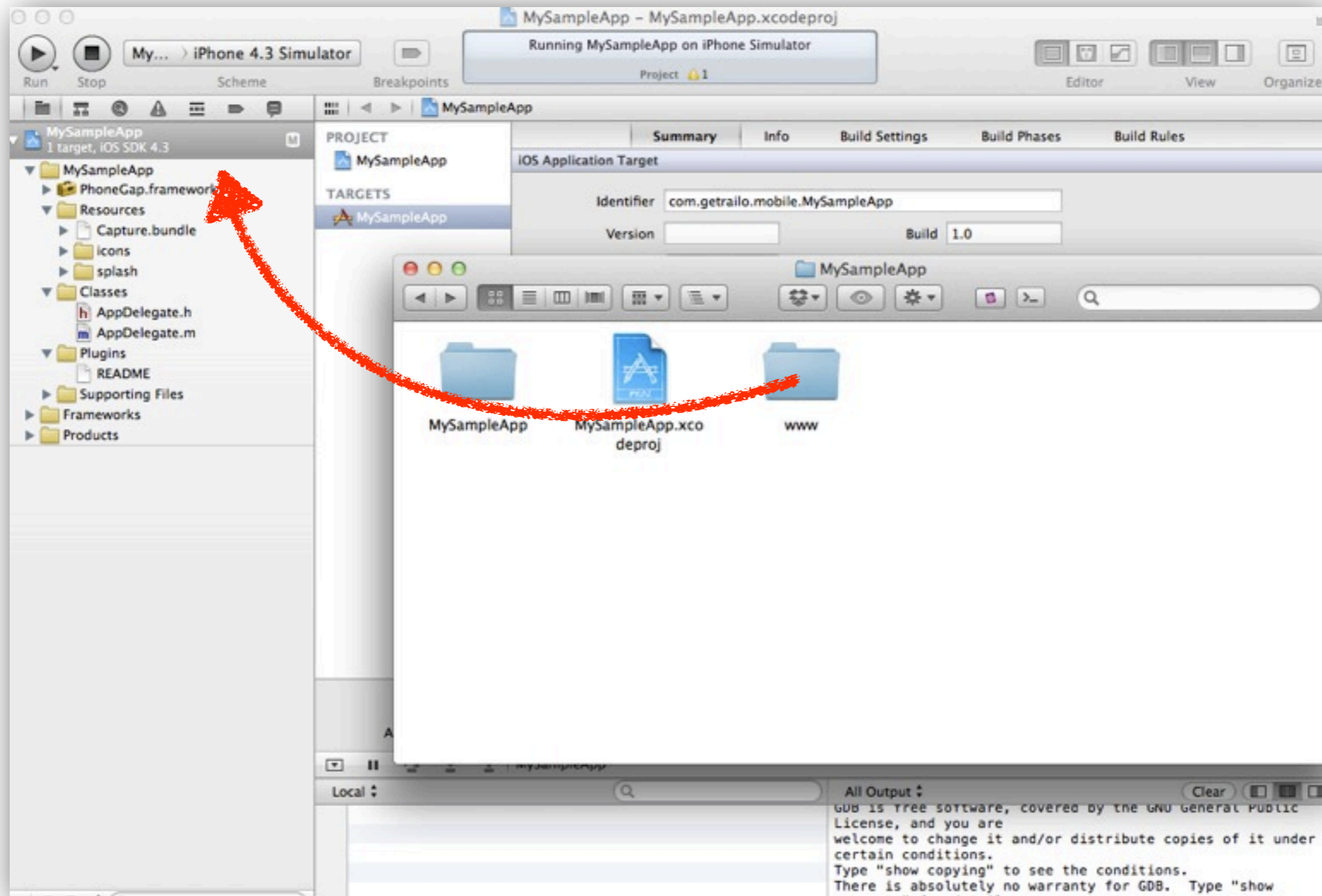


Mark Drew – Railo Technologies

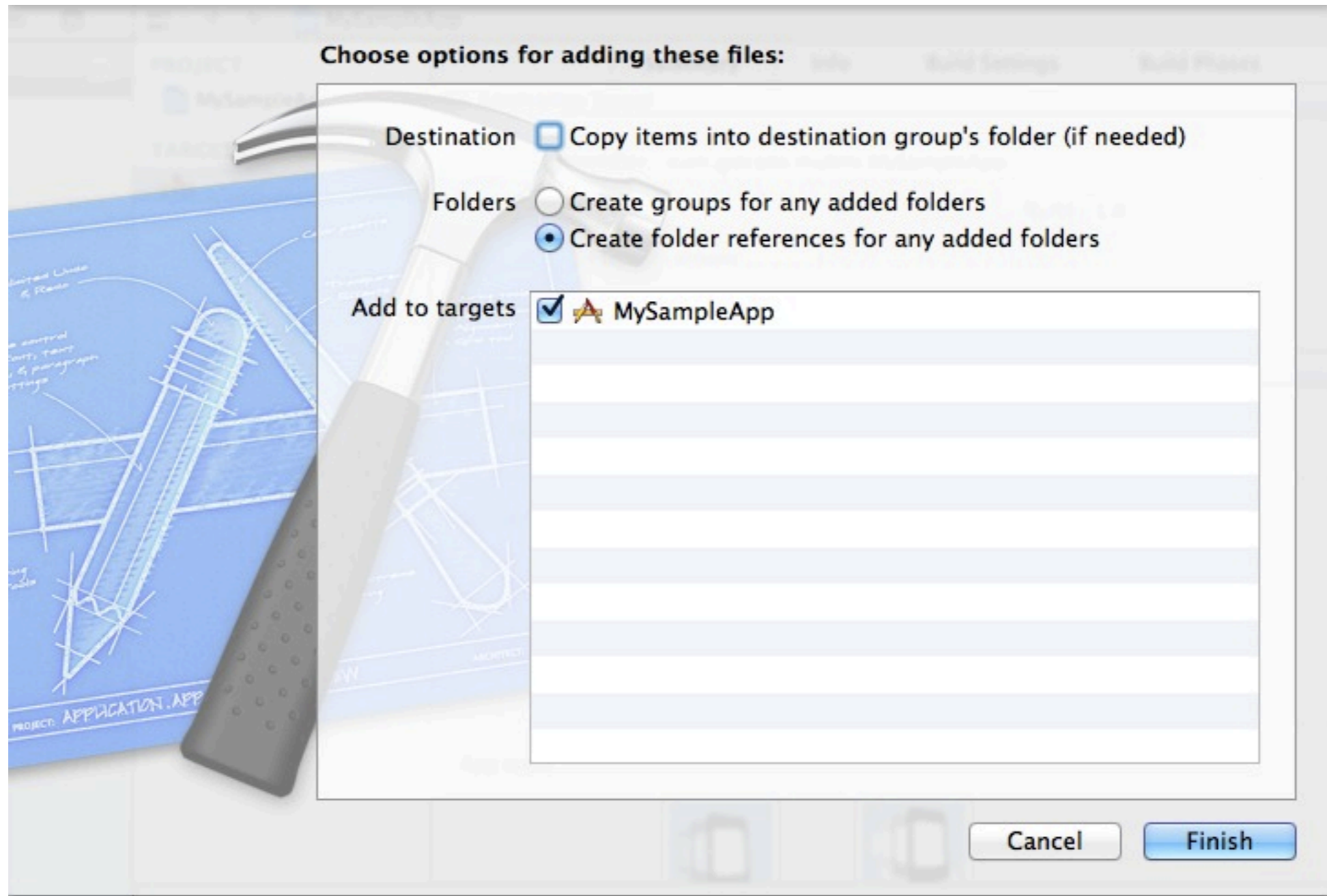
Friday, 28 October 11

You need to move the www file onto the project

Creating an iOS App



Creating an iOS App



Creating an iOS App



Mark Drew – Railo Technologies

Friday, 28 October 11

And NOW it works!

PhoneGap Client Side Application



https://github.com/cybersonic/jquerymobile_phonegap_demo

Mark Drew – Railo Technologies

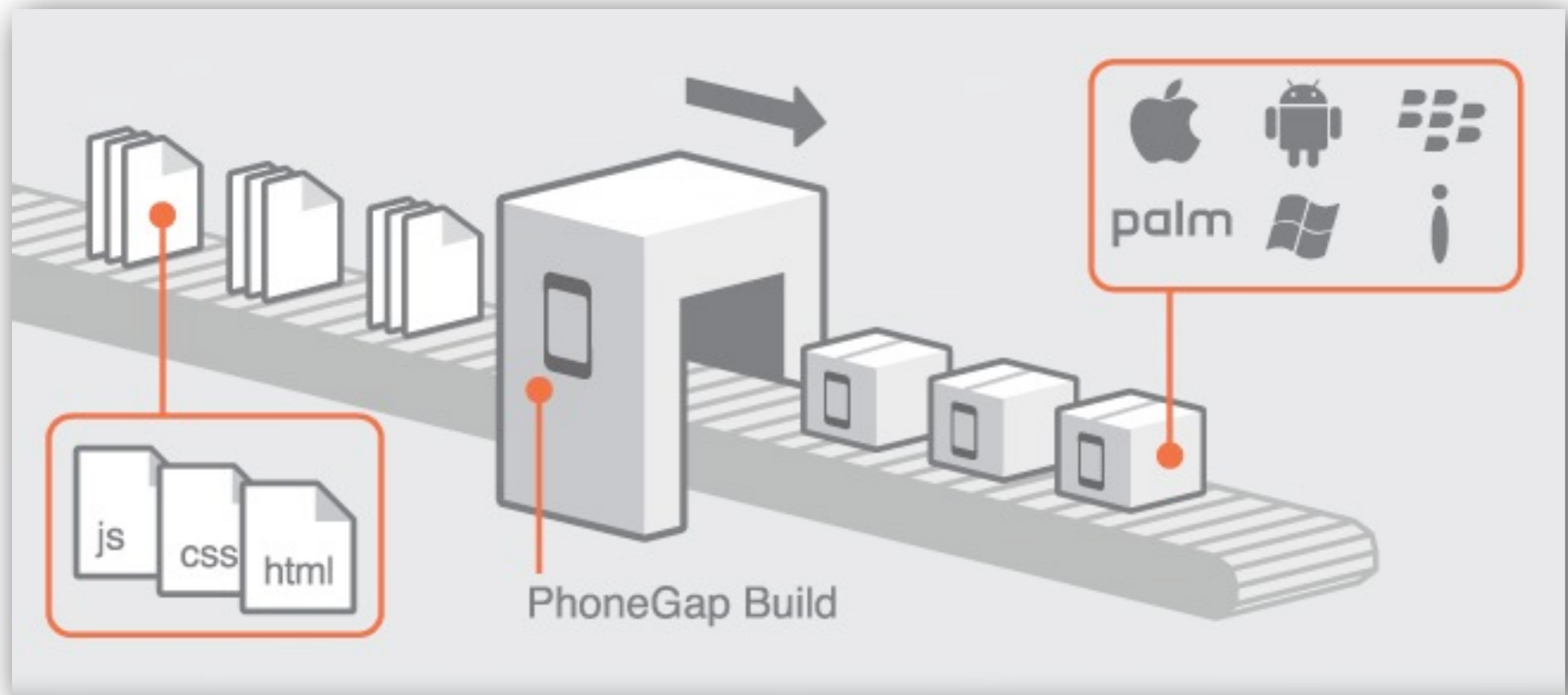
Friday, 28 October 11

The bit where things go wrong!
Code available on github

Watch Out!

- You need to add external sites to a “White List”

PhoneGap Build




SUPPORTED

iOS    s**ymbian** OS

COMING SOON

 MeeGo **bada**



[https://github.com/cybersonic/
jquerymobile_phonegap_demo](https://github.com/cybersonic/jquerymobile_phonegap_demo)